

StudyLink and Higher Degree Research (HDR) Applications

From 17 August 2020, higher degree research applications will be moving online to StudyLink. This will be for the following courses:

- IF49 – Doctor of Philosophy
- KK59 – Doctor of Creative Industries
- ED11 – Doctor of Education
- IF80 – Master of Philosophy

From 13 August, we will no longer accept the current FR form for international applications.

The process in StudyLink sees the introduction of a two-part application process. Agents will first submit an expression of interest (EOI) on behalf of the applicant. Once assessed, successful applicants will then be invited to finalise their application (again completed in the StudyLink portal by the agent).

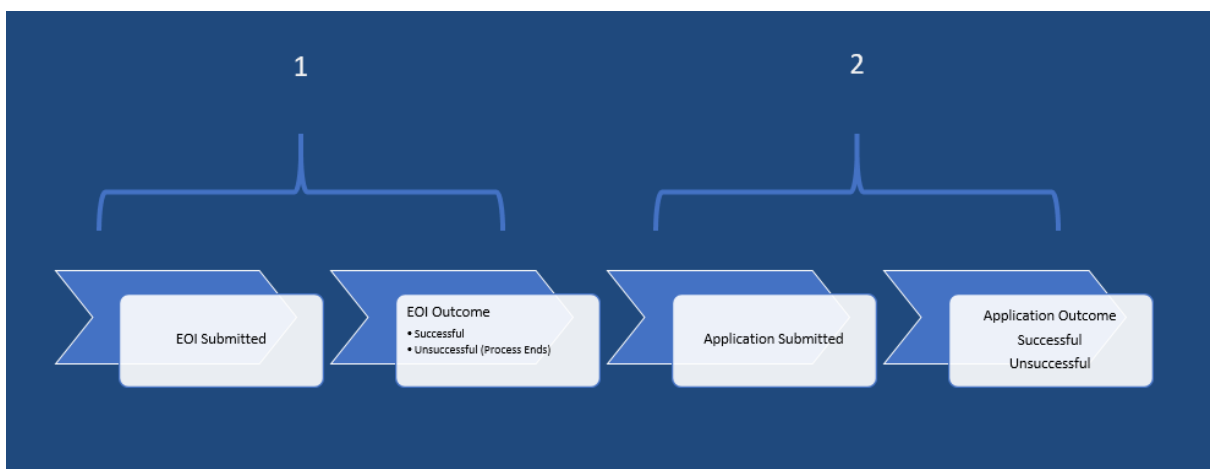



Figure 1: QUT HDR Application Process

Completing the EOI

Completing the HDR application process in StudyLink is exactly the same as any coursework application.

1. Search for the course the applicant wishes to apply for and click apply:

Filter			
Keywords	Institution		
Doctor of Philosophy			
<input type="button" value="Search"/>			
Name	Study Type	Award Type	Institution
Doctor of Philosophy - IF49:IF49		PHD	 <input type="button" value="+ Apply"/>

2. Complete the form and submit

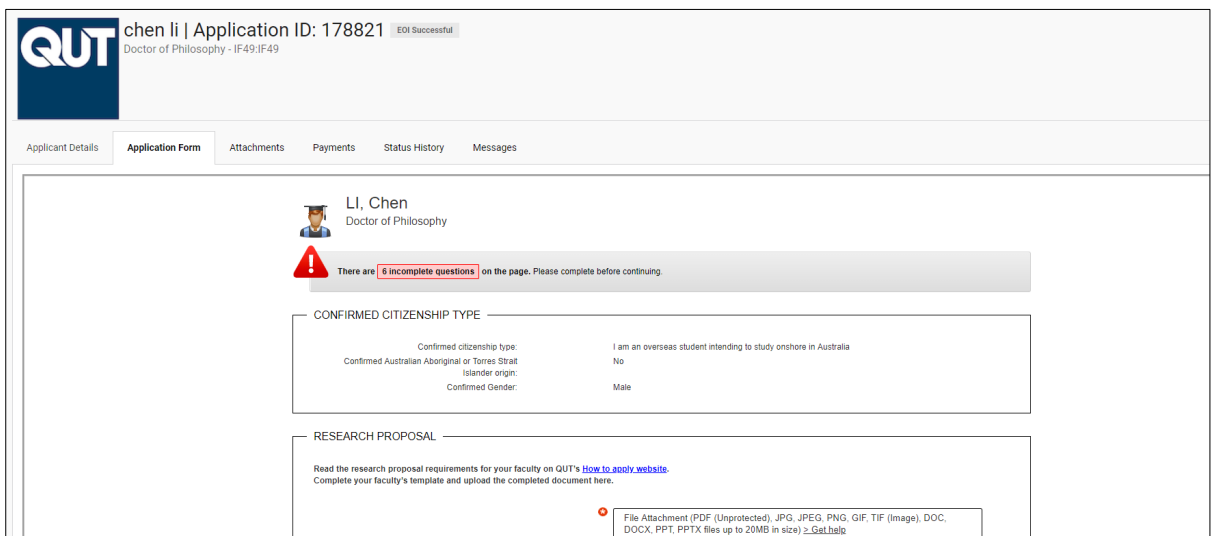
Completing a Successful EOI

A successful EOI will look similar to a successful application:



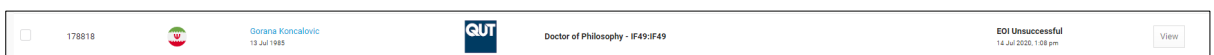
A horizontal status bar for a successful EOI. On the left, there is a small square icon, the application ID '178821', a small flag icon, the applicant's name 'chen li' and date '13 Jul 1990', the QUT logo, the course name 'Doctor of Philosophy - IF49:IF49', the status 'EOI Successful', the date and time '22 Jul 2020, 11:31 am', and a 'View' button on the right.

1. Simply click view to continue the application (part II) and submit



A screenshot of an application form for 'chen li | Application ID: 178821' (Doctor of Philosophy - IF49:IF49). The status is 'EOI Successful'. The form has tabs for 'Applicant Details', 'Application Form', 'Attachments', 'Payments', 'Status History', and 'Messages'. The 'Application Form' tab is active, showing the applicant's name 'Li, Chen' and 'Doctor of Philosophy'. A red warning icon indicates 'There are 6 incomplete questions on the page. Please complete before continuing.' Below this, there are sections for 'CONFIRMED CITIZENSHIP TYPE' and 'RESEARCH PROPOSAL'. The citizenship section includes fields for 'Confirmed citizenship type', 'Confirmed Australian Aboriginal or Torres Strait Islander origin', and 'Confirmed Gender'. The research proposal section includes a link to 'How to apply website' and a file upload area with a red error icon and the message: 'File Attachment (PDF (Unprotected), JPG, JPEG, PNG, GIF, TIF (Image), DOC, DOCX, PPT, PPTX, files up to 20MB in size) -> Get help'.

An unsuccessful EOI will look like this:



A horizontal status bar for an unsuccessful EOI. On the left, there is a small square icon, the application ID '178818', a small flag icon, the applicant's name 'Gorana Koncalovic' and date '13 Jul 1985', the QUT logo, the course name 'Doctor of Philosophy - IF49:IF49', the status 'EOI Unsuccessful', the date and time '14 Jul 2020, 1:08 pm', and a 'View' button on the right.

Any status prefixed with EOI for the above courses is for part one of the application. If a status is not prefixed with EOI it relates to part two of the application.